
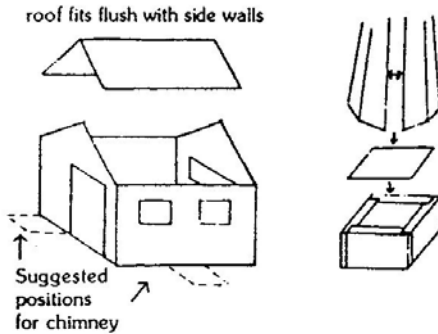


GMKD1001

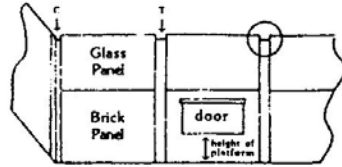


- 2x End walls with apex
- 2x Side walls
- 2x Roof pieces
- 1x Large window
- 2x Medium windows
- 2x Chimney halves
- 5x Chimney base pieces




Factory

- Front & Back:-
- 8x Brick wall panels (3 with doors)
 - 8x Glass panels with "lip" extension at top (and 1 spare)
 - 4x Corner joining strips (C)
 - 6x 'T' Section joining strips (T)



- Ends:-
- 1x Large brick panel
 - 3x Small brick panels (1 with door)
 - 3x Glass panels (without "lip")
 - 2x 'T' section joining strips




Viewed from inside - note that the space on the 'T' strip goes at the top.

Platform

- 1x Long brick front
- 2x Short brick ends

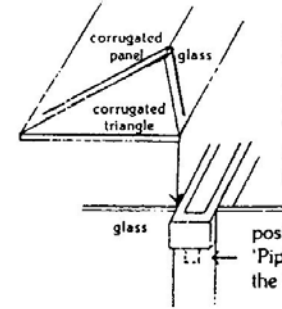
- 1x Long platform top
- 1x Steps

notches to fit around T sections



Steps will fit at either end

Factory Roof



- 8x Triangular corrugated pieces
- 4x Narrow glass panels
- 4x Wide corrugated panels
- 3x Valley gutters with locating "pip" for mid-roof guttering
- 2x Valley gutters without "pip" for each end.

Insert and glue 3 mid-roof gutters. Position and glue end gutters along the end walls, touching the raised glass of the side walls. Assemble the four roof sections. Glue the "lip" of the triangle in front of the "lips" on the glass wall panels.

Office

- 2x Ends
- 1x Front wall
- 1x Roof
- 1x Small window

