

Track Tester

DC & DCC O & G Gauge OO HO N Gauge



- Quickly checks track for power faults
- Small & Larger Versions - for N gauge to G gauge!
- Multicolour LED Indicates the DC polarity, or DCC, or a fault

Buffer Lights

WIRE FREE DC & DCC O Gauge OO HO N Gauge



- Realistic stop light for any siding - fits most buffer stops
- Simply clips onto track - No wires!
- On DCC both lights are on constantly
- On DC one light is on & varies with speed

DCC Fitted Digital Signals

DCC WIRE FREE OO HO



- Signal with DCC decoder built in - No CV programming
- Easy to fit and use - can just plug direct into track - no wires!
- Wide range available - also available with Feathers and Theatres

One-Touch DCC™ Point Controllers

DCC ANY GAUGE



- Control points and uncouplers using DCC
- Work with most solenoid point motors - Built in CDU
- Just connect 2 wires to DCC rails - No CV Programming!
- Easy screw terminals - no soldering

LFX Lighting Effect Controllers

DC & DCC ANY GAUGE



- Easy way to add lighting effects to your layout
- Wires screw in - no resistors or soldering - LEDs included
- Powered by 9v battery, 8-16V DC or DCC
- On DC the effect is on when powered - On DCC it can be controlled

Level Crossing - Ready Assembled

DC & DCC OO HO N Gauge



- Power from 9-16v DC, DCC or a 9v battery - available in single & pairs
- Light and sound - all connections easy push fit
- Includes 2 x Peco static level crossing barriers
- Can be turned on automatically using a Track Sensor

Traffic Lights - Ready Assembled

DC & DCC OO HO



- Power from 9-16v DC, DCC or 9v battery - 2 Wire connection
- Realistic standard UK sequence and timing varies randomly
- Fully assembled - drill hole in baseboard & connect to power

Track Sensor

DC & DCC OO HO N Gauge



- Trigger level crossings and change semaphore signals
- Power from 12-16v smooth DC or DCC
- Can be used to trigger Sound Track, Smart Screen, Relays
- Four outputs for direct connection to LEDs for occupancy, FX

Mimic Switches & Lights

DC & DCC ANY GAUGE

- Make a mimic panel to control Layout Link items - Single wire to control
- Link to Track Sensors or Sensor Signals and LEDs show occupancy & signal status
- Link to Sensor Signals to manually override and switch route indicators on/off

Smart Lights - Easy to fit Lighting Effects

DC & DCC ANY GAUGE



- Small - Just 1cm x 1cm x 0.3cm with 2 wires
- Power by 9-16v DC, 9v battery, or direct to DCC which can control some effects
- Just connect and go - no setting up required
- Disco / Emergency / Real Fire / TV / Welding / Random / Programmable

Automatic Tail, Firebox & Loco Lights

DC & DCC AUTO WIRE FREE ANY GAUGE



- No switch - senses motion & turns on!
- Turns off automatically 4 minutes after stopping
- No pickups, wires or soldering - LED just plugs in
- Fit in brake vans, coaches, loco, wagons etc
- Runs for ages on 2032 button battery - LEDs & battery included

Sound for your layout

DC & DCC AUTO WIRE FREE ANY GAUGE

SFX Sound

- Sound capsule with no wires - runs from a battery - built in speaker
- No connections to track so work with both DC & DCC
- Motion activated - switches on when train moves! Real Sounds!
- Tiny - 25mm x 20mm x 12mm - N gauge fitting guide available

Sound Track


- Record your own sounds and play them back on your layout!
- Record 4 tracks upto 35 seconds each - Lock to protect favourites
- Portable - use with 9v battery to take out & record sounds
- Power from DC or DCC - Use Track Sensors or DCC to trigger sounds

Scenic Sounds

- Background sounds for your layout - built in speaker & volume
- Power from DC or DCC - on DCC sounds can be triggered
- Lineside • Station Steam • Station Modern • Urban • Rural

Signal Kits

DC & DCC OO HO



- Every kit includes the signal head, aluminium post & base plus detailing kit

- Low cost - adapt to your own design
- Control by switches or signal controller
- LEDs are prefitted to a narrow PCB
- Ground signals - modern & original
- Feather & Theatre kits available
- Signal Head only for gantries etc

ABC1 module



5 060325 133604

Signal Controllers

DC & DCC AUTO ANY GAUGE

- **DCC Signal Controllers** - Wire in any LED signals to control from DCC accessory address
- **Automatic Signal Controllers** - Make any LED signal kit into an Automatic Signal!
- **Dapol Semaphore Controllers** - Control Dapol Semaphores by DCC or automatically

Automatic Sensor Signals

WIRE FREE DC & DCC OO HO



- Detects train and changes signal automatically to red
- Used own & signal changes back to green after train short time
- Or link to other Sensor Signals for fully automatic block signalling
- Can be used on both DC & DCC - Feather & Theatre versions

Automatic Coach Lighting

DC & DCC AUTO WIRE FREE OO HO N Gauge



- Easy to fit - no wiring or switch - senses motion & turns on!
- Turns off automatically - fits most coaches - may be cut down
- No pickups or wires so works on regular DC & DCC
- Traditional warm white or modern cool white
- Also with tail light, sparking, door beeps and door light effects

Servo Controller

DC & DCC ANY GAUGE

- Controls standard radio control servo from DCC, Track Sensor or Mimic switch
- Ideal for animating Level Crossing barriers / gates, Slow points or signals, Coal hopper
- Easy to wire and set up - connects directly to DCC or 8-16 volts smooth DC supply

Relay Controller

DC & DCC ANY GAUGE

- Two channel Relay unit which can be controlled by Track Sensor, Sensor Signal or DCC
- Enables remote control of motors, solenoids, lamps etc
- Incorporates two heavy duty relays with changeover contacts rated at 8-24 volts at 3 A

Automatic Train Control

DC & DCC ANY GAUGE

- Link Sensor Signals to Relay Controller for automatic trains which stop at red lights!
- Can be used on DC or DCC Layouts
- Easy wiring: Sensor Signal link with one wire and Isolated braking section two wires.
- Also supports ABC fitted DCC Loco's for gradual slow down and speed up with sound

Tools, LEDs & Accessories

ANY GAUGE

- We offer a range of LED packs, battery holders, wire, switches & terminals
- Also handy modelling tools including precision cutters, drill bits & spare batteries

Smart Screen

DC & DCC OO HO



- Real working animated screen - customise with your messages
- Use DCC to program - then can be run on DC or DCC
- Trigger messages with DCC, switches, track sensors or just cycle
- Message can change with direction of train on both DC & DCC
- Display upto 10 different messages - can also show real time clock
- Range of enclosure available - Programming service available
- Small - w 31mm x h 9.5mm x d 4.5mm
- Stationary top line - bottom line automatically scrolls

SEE WWW.TRAIN-TECH.COM OR ASK FOR FREE COLOUR BROCHURE



Train-Tech
Model Technology Made Easy

ABC1 - ABC Diode Track Modules (2 pack)

- Connect to track to enable slowdown and speedup on DCC ABC Decoder fitted Locos
- Use with Train-Tech Sensor Signals and RL1 Relay for Automatic Train control
- Standard 4 + 1 Diode Design rated 24V / 3A
- Compatible with most DCC ABC decoders

www.Train-Tech.com

See our website, your local model shop or contact us for a free colour brochure
Train-Tech, Gagemaster House, Gagemaster Way, Ford Road, Arundel, BN18 0BN
Telephone 01903 884321 • email train-tech@gagemaster.co.uk

ABC1 - ABC Diode track modules for use with DCC loco decoders which are ABC compatible

CAUTION - ALWAYS SWITCH OFF POWER TO YOUR LAYOUT BEFORE CONNECTING OR DISCONNECTING ANY ACCESSORIES

This pack contains two ABC Diode Track modules designed for use with DCC ABC Compatible decoders - please read these instructions along with your decoder instructions before installation. The modules are rated at 24 volts 3 amps maximum.

• ABC Diode Modules

Some DCC loco decoders have technology called 'ABC' built-in which enables locomotives to gradually slow down or speed up when they come onto a section of track with an ABC diode module fitted, and these can be used on shuttle lines and other projects so that trains slow down or speed up gradually instead of abruptly stopping or starting; DCC Sound fitted locos with ABC also play the sound of braking or speeding up accordingly. The clever technology is really in the DCC decoder and there is a fairly universal circuit for the ABC diode modules which most of the chip manufacturers specify in their instructions and this Train-Tech module follows that standard - see picture right.

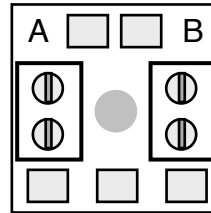
• How ABC speed control technology works

ABC stands for Asymmetrical Braking Control. All DCC loco decoders pick up both their power and digital code from the track as a series of square wave pulses which vary in width to produce different data for each loco. The amplitude of each up and down square wave of the DCC from the controller is of equal voltage, but fitting an ABC diode module in series with the DCC at a section of track makes this signal asymmetrical to the train because of the voltage drops across the uneven balance of diodes. ABC decoders sense this uneven signal and then speed up or slow down depending on how you set them up.

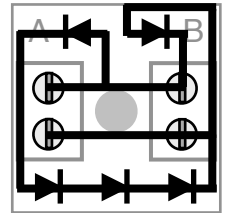
Important Note that ABC diode modules only work with DCC locos fitted with configured ABC decoders - *none-ABC chip fitted locos will not slow down or stop in isolated sections where the ABC diode modules are installed, they will just keep moving.*

This ABC Diode module has 2 pairs of terminals A & B and these are internally connected together in parallel.

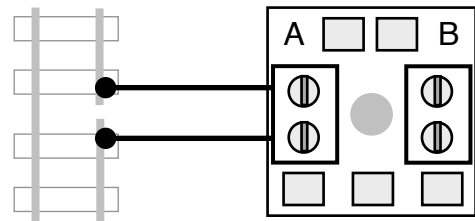
The module contains 5 diodes; 1 is across terminals one way and 4 are in series across terminals the other. Refer to your DCC decoder manufacturers instructions for details on how to set your chip to do what you want on when it travels into an ABC diode isolated section.



The picture on the right shows how the 5 diodes are internally connected



Essentially you need to connect the module in series with the track power at the section of track you want the loco to slow down or speed up. Check your decoder instructions for full details on which rail to cut and which way round to connect diode modules (or try swapping over the wires to make it work as you want it to).



• Automatic Train Control - an application for ABC Braking

for more details see the RL1 Relay controller manual

Train-Tech's Sensor Signals are Automatic and work just like the real railway's Block Section signalling, normally showing green but changing to red as soon as a train goes past it and staying red until the train clears the following signal after the next section. However a red signal cannot stop the train on its own, but by making an isolated track section just before the Sensor signal and linking the signal to a Train Tech Relay Controller to control the track section, trains approaching a red signal will stop until the signal displays green and makes it safe for the model train to proceed into the next section. The use of ABC decoders and Diode modules makes the trains realistically slow down for the signal and gradually speed up.

