



New Items Leaflet 2023

Knowledge Base

OUR ARCHIVE OF COMBINED KNOWLEDGE - SHARED WITH YOU

Gaugemaster are proud to announce its new archive of articles and features – the Gaugemaster Knowledge Base. This is a repository of our combined knowledge to help you get the most out of your hobby.

Check out sections on Model Railway Electronics, Scenery Ideas and Slot Car Racing as well as a host of articles on Kit Building, General Modelling, Interviews & Visits and even Historical articles too. Our archive is divided into various sections and subcategories to allow you to easily find the information you require and all the sections are searchable as well. There are articles being added all the time, so keep checking back as we are always expanding our knowledge. Check it out today and let us help expand your own Knowledge Base!



Scan to visit the Knowledge Base or access via the link below:

www.gaugemaster.com/knowledge

Contents



Page 4
Infinity Control System



Page 6
Unity Power Units / DCC



Page 7
DCC / Gaugemaster Analogue / Caddies



Page 8
Scenics



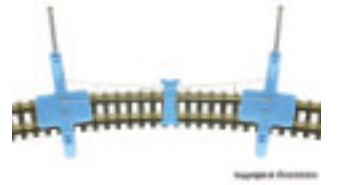
Page 22
Structures



Page 24
Highways



Page 25
Kestrel Designs



Page 26
TT:120



Page 30
Electric / Tools



Page 32
N Gauge Collection



Page 34
OO Gauge Collection



Page 35
O Gauge Collection

See The Trains Pass Ford Station With The New Gaugemaster Railcam



Gaugemaster are pleased to announce that we have partnered with Railcam to bring you a 24/7 view of the railway line outside Gaugemaster HQ.

Railcam is the UK's leading provider of live lineside and scenic railway cameras. They have one of the largest UK railway communities - it is provided by enthusiasts for enthusiasts - and we're joining the gang! You can see what is going through Ford Station at any point day or night, from passenger service to freight movements and inspection trains, catch it all!



Scan to watch live or visit the website below.

www.gaugemaster.com/railcam

New Feature
In Partnership With:



Contact Us

Gaugemaster Controls Ltd, Gaugemaster House, Ford Road, Arundel, West Sussex, BN18 0BN

Telephone: +44 (0)1903 884321 email: hello@gaugemaster.co.uk

www.gaugemaster.com



@Gaugemaster



@Gaugemaster_controls



@Gaugemaster



@gaugemaster_controls

Shop Opening Hours

Monday to Saturday
0900-1730

Sundays & Bank
Holidays 1030-1530

Would you like to stock model & hobby products in your store?

Contact us, telling us a bit more about yourself. You will have to be a legitimate retailer and references will be required.

Thank You

We would like to thank Michelle Jones at Squark Design for designing this New Items leaflet and to all those who were involved and worked on this project. Most importantly, we would like to thank you for reading it and for your continued interest in our products and the services we offer.



Our Analogue Controller Guarantee

We undertake to repair, free of charge, any parts found defective within the lifetime of the unit providing that the item has not been tampered with and has been used according to the instructions. This guarantee only covers the supply of replacement parts, labour costs for fitting of same, and the cost of returning the unit to the customer or retailer. This guarantee is subject to the availability of parts with older units.

THE SMALL PRINT: Whilst making every effort to ensure accuracy in this publication, we apologise in advance for any errors you might find. Errors and omissions excepted. Gaugemaster Controls Ltd is a company registered in the United Kingdom. Company Number 2714470. Directors RK Taylor, DJ Taylor, IJ Fowler, MA Taylor

Infinity Analogue

The Infinity Analogue system revolutionises analogue control and redefines what conventional analogue control should be in the 21st century. Infinity Analogue allows you to control all your separate track sections with a single Remote handset. Oh, we didn't mention it was wireless? Yes, it is and the latest Bluetooth connectivity allows a range of 50m rarely afforded to modellers who use analogue control who have no desire to switch to DCC. Accessory control has not been forgotten either and a simple two-wire bus and Interface Units are all you need to get your accessories operative and under your control, and there will be more revealed about this soon...

It's Model Railway Control [and beyond]
**Note: Additional parts from the range are required.*

- Key Features**
 - Wireless Analogue Operation
 - Bluetooth connectivity up to 50m
 - Control up to 10 tracks via one Battery Powered Remote
 - Add up to 9 Remote units if desired *
 - Backlit Display
 - Trademark Gaugemaster Slow Speed Control
 - Customisable Braking/Simulation as Standard
 - 360 degree speed dial rotation with visual indicators
 - Customisable 'Play' mode with fuel consumption feature
 - Customisable independent track settings
 - Easy and Unique Accessory Control System on board
 - Designed and Manufactured in the UK

GMI-A01
Infinity Solo Model Railway Control Package
 The Infinity Analogue system revolutionises analogue control and redefines what conventional analogue control should be in the 21st century. Infinity Solo gives you single track control in seconds. It's also extendable so if you wanted to add more tracks, this can be achieved with one of the Acolyte units and/or further Remote Units. This can give you up to ten track control.

GMI-A02
Infinity Duo Model Railway Control Package
 The latest Bluetooth connectivity allows a range of 50m rarely afforded to modellers who use analogue control who have no desire to switch to DCC. Infinity Duo gives you double track control in seconds. It's also extendable so if you wanted to add more tracks, this can be achieved with one of the Acolyte units and/or further Remote Units. This can give you up to ten track control.



GMI-A11
Infinity Acolyte Expansion Unit



GMI-A21
Infinity Remote Model Railway Controller



GMI-A31
Infinity Lights Accessory Interface



GMI-A32
Infinity Points Accessory Interface



GMI-A33
Infinity Signals Accessory Interface



GMI-A41
Infinity Power Supply

Infinity Digital

Infinity Digital consists of a Base Station, Bluetooth Remote(s) and a Power Supply. The Base Station powers the track and the Remote controls everything else. The Remote stores the names and addresses of your locomotives in its library. There is even an optional feature where each of your locomotives have their own fuel tank, which will gradually run down and eventually your locomotive will run out of 'fuel' and stop running until you 'refuel' it. You can also decide how you want the speed dial to work for each locomotive. For example, you might one as a shunter where you won't want the hassle of changing the direction button.

All this and much more on top of everything else you would expect from a top class DCC control system for your model railway.

Finally, and best of all, it's battery powered bluetooth control via an ergonomic remote that has been designed exclusively to control your model railway so there is no need to compromise with a smartphone, tablet or PC to run your model railway.

- Key Features**
 - Wireless Bluetooth Control (up to 50m)
 - Backlit Display
 - DCC Track Voltage 15v
 - Current Rating 3.5A
 - 100 Locomotive Address library with "Share" feature
 - Control up to 20 locomotives at a time
 - 68 Functions all customisable as momentary or toggle
 - Yard/Drive mode
 - 14/28/128 Speed Steps
 - Program CVs on Main or on Programme Track (Read on Programme Track only)
 - Optional Locomotive Fuel Tank Feature
 - New 'Infinity Consisting' feature
 - Advance Consisting supported
 - 100 Accessory Functions with "Share" feature
 - 'Animation' feature
 - Scale Clock/Speed feature



GMI-D01
Infinity Sovereign Digital Control Package



GMI-D11
Infinity Consort Digital Expansion Unit



GMI-D21
Infinity Remote Digital Model Railway Controller



GMI-D31
Infinity Switch Digital Accessory Decoder



GMI-D32
Infinity Reverse Loop Module



GMI-D41
Infinity Power Digital Power Supply

Infinity Connect

With Infinity we have looked at every angle and created a range of added extras. These accessories are universal to both Infinity Analogue and Infinity Digital and have been selected to help you keep everything running smoothly.

- GMI-U01**
 Infinity Connect Lanyard Set

GMI-U02
 Infinity Connect Lead Set

GMI-U03
 Infinity Connect Plug Set

Unity Power and Points

Gaugemaster Unity has been designed to make controlling your points a breeze. This Power & Points package contains everything you need to get up and running with a simple three wire connection to each of your point motors. This unit can operate 8 channels and features LED Indication to show point position.

The contemporary design of this unit wouldn't look out of place anywhere in your home, let alone on your model railway layout with its chrome effect finish. Each package comes supplied with a set of numbers which can be fixed into the slots provided and identify each of your points.

Features

- 8 Output Channels
- LED Indication
- Simple 3-wire connection to each motor
- Contemporary design

Measurements

Length: 205mm Width: 120mm Height: 55mm

GMC-PCU100

8 Point Control Master Unit

The point control unit comes with its own dedicated power supply, and if you need more than the eight outputs that this unit provides, an additional **GMC-PCU101** Points Unit can easily be added. This would take your total number of outputs up to 16.


GMC-PCU101

8 Point Control Extension Unit

This Points unit is designed to add on to an existing **GMC-PCU100** Power & Points Package to give you even more options for your point control. By connecting this additional unit, your number of outputs would increase to 16.




We recommend these...



GMC-PM10

Classic Solenoid Point Motor

Designed with easy installation in mind, it has a built in reversible mounting plate (with adjustment slots and holes), robust, plated metalwork and fibreglass PCBs for longer life. The PM10's magnetic coils are high efficiency for reliable operation, needing much less current than other brands. PM10 also has easy to use "solder-free" screw terminals. We have included mounting screws and a throw-bar extension.



GMC-BPPM10

Classic Solenoid Point Motor (5 pack)

For those of you with larger layouts, this value pack of 5 classic Solenoid Point Motors is the best way to buy in bulk.

DCC



DCC31

Point Motor Decoder For Kato Unitrack

Easy to use cost effective control for a single Kato Unitrack turnout or other similar device, as Kato point motors run on 12v DC rather than the conventional 16v AC.



DCC33

Point Motor Decoder With CDU 4 Way

Simple point motor decoders for standard solenoid point motors, 2 wire main track or bus connection minimise wiring. As this unit can be mounted under the board, the need for long wire runs back to a control panel is avoided and the super easy learning decoder requires no special programming when addressing.

Gaugemaster Analogue



GMC-COMBI

Single Track Controller With Plug In Transformer

This uncomplicated controller comes complete with a separate dedicated transformer which plugs directly into the wall with a 1.8m lead to plug into the back of the controller.

As this is our best selling controller, we are now delighted to be able to offer you a couple of options on how to position and operate this unit.

Controller Caddies

Our specially designed Controller Caddies are supplied as an easy to build laser cut kit. GMCH01 builds up into a desktop mounted unit while GMCH02 builds up into a wall mounted unit. Both Controller Caddies have useful pre-drilled holes and we recommend using Deluxe Materials Laser Cut Glue to put them together.

Features

- Laser Cut Wood Kit
- Easy to Build

Contents

- 1 x Laser Cut Kit



GMCH01

Gaugemaster Desktop Combi Caddy



GMCH02

Gaugemaster Wall Mounted Combi Caddy

Starter Packs

With an ever-increasing product portfolio, sometimes it's hard to decide which colours and materials to use when designing your layout. In order to make your decision easier and in order to recommend the right Gaugemaster materials for the various applications, we have put together an assortment of special Scenic Starter Sets for you.

Inside each set is a selection of products to suit various themes so

you can start right away and see what you can achieve with these materials. We have tried to cover as many scenarios as possible in each Starter Set with the supplied quantities sufficient for smaller areas on your model railway.

Every item in each Starter Set is available separately so you can easily find and reorder your favourite materials. Each set offers a saving when compared to buying the products individually.



GM1000 Scenery Starter Set

The perfect way for newcomers to gain valuable experience in scenic modelling. This pack contains a small selection of trees, flocks, scatters, ballast, glue, scenic mat and a puffer bottle, in fact just about everything you need to get started in making your own scenery in one convenient starter pack. Please see the website - www.gaugemasterretail.com for set contents.



GM1010 Field Scenery Starter Set

Creating a realistic field has never been easier. Use the contents of this Field Scenery Starter Set to produce your very own field of dreams. Whether it be a wild meadow, a paddock or a field for animals, this set has you covered. You can even recreate bald patches in your animal field with the brown scatter material provided. The supplied Grass tufts complete the realistic look.




GM1011 Forest Scenery Starter Set

Build the basis of a realistic forest with this Forest Scenery Starter Set. Create the edge of your forest, the forest floor and clearing in a prototypical and highly detailed way. With appropriate scatter grass, scatter material and structured flock in muted dark colours, you can create the perfect forest floor in no time at all. Extra detailing such as moss and other ground cover can also be achieved.



GM1012 Countryside Scenery Starter Set

As mundane as they may sound, ordinary wayside scenes are not easy to replicate in model form as you'll be surprised at their sheer diversity. Such scenes might include embankments and roadsides which can be constructed with this Countryside Scenery Starter Set. As well as gravel for pathways, the set also contains complimentary grasses, tufts and scatter material.



GM1013 Waterside Scenery Starter Set

Modelling the bank of any lake, river, pond or stream effectively requires a special set of skills. To ensure the transition between water and land looks totally convincing, the included scatter grass, sand and grass tufts will have you modelling the waterside in no time at all with enviable results and an impressive feature of your model railway layout.



GM1014 Trackside Scenery Starter Set

A railway embankment and its corresponding vegetation belong on every layout. Real-life embankments are usually overgrown yet only occasionally maintained. Such vegetation contributes to the stability of the railway embankment and the operational safety of the line. Why not take a look out of the window the next time you are on a train for some inspiration.

Landscape Construction

Everything you need to get your landscape 'off the ground'. Whether you would like to add hills, valleys and lakes to your models, or just add some quick and easy to use grass - you will find it here.



GM1100 Mod-Roc 3m x 14.5cm

Plaster bandage is a popular method of forming landscapes. Pack contains 300 x 14.5cm of Mod-Roc and instructions. It's convenient, easy to apply, activates with water and is solid when dry.



GM1101 Landscaping Wire Mesh 100 x 75cm

Aluminium wire mesh for creating hills, cuttings, and other landscaping on your model railway. An ideal base for the Gaugemaster Mod-Roc for scenic construction.



GM1120 Spring Grass Mat 100 x 75cm

A ready flocked scenic mat for use on hills, countryside or even smaller areas (gardens, scenic dioramas). This mat has a paper backing so can easily be cut and glued down using PVA Glue.



GM1121 Summer Grass Mat 100 x 75cm

A ready flocked scenic mat for use on hills, countryside or even smaller areas (gardens, scenic dioramas). This mat has a paper backing so can easily be cut and glued down using PVA Glue.



GM1122 Spring Grass Mat 100 x 75cm

A ready flocked scenic mat for use on hills, countryside or even smaller areas (gardens, scenic dioramas). This mat has a paper backing so can easily be cut and glued down using PVA Glue.



GM1123 Gravel Scenic Mat 100 x 75cm

A ready gravelled scenic mat for use on industrial areas, depots, pathways or even smaller areas (gardens, scenic dioramas). This mat has a paper backing so can easily be cut and glued down using PVA Glue.



GM1130 Spring Grass Scenic Mat 240 x 120cm

A ready flocked scenic mat for use on hills, countryside or even smaller areas. This mat has a paper backing so can easily be cut and glued down using PVA Glue. This mat is ideal for larger areas.



GM1140 Water Film 41 x 26cm

A clear plastic sheet with rippled effect for creating lakes, ponds, streams and other sections where water is required. Requires strong scissors to cut, but provides an easy and mess-free option for convincing water scenes.

Hedges, Bushes and Flowers

Recreating the natural world as part of your model railway is a vital element and will determine how realistic it looks in a wider context.

Lichen is an easy to use and versatile material that can be used to create bushes, hedges and general vegetation. Available in light and dark green as well as a mixed pack, this is a simple way to add life and colour.

Our hedgerows are ready to go. Simply glue them to your layout and you have extremely realistic, neat and tidy hedgerows in either light or dark green – ideal for gardens or in a well kept countryside.

Plants can sometimes be a tricky thing for modellers especially in the smaller scales. You could create the sense of plants with scatter material and the like but we often want an easier solution, a more formal look to our flowerbeds or maybe something with a bit more variety. For this we need to look beyond the scatters and at our range of pre-built plants, tufts, flowers and even hay bales.



Finally, our range of laser cut items enable you to get creative and construct things like reeds, allotment vegetables, virginia creepers and stinging nettles which look fantastic but at an affordable price.



GM1600
Mixed Lichen 80g



GM1601
Light Green Lichen 80g



GM1602
Dark Green Lichen 80g



GM1610
Light Green Hedgerow 2 x 50cm



GM1611
Dark Green Hedgerow 2 x 50cm



GM1620
Tomato Plants 6pcs



GM1621
Cauliflower Plants 16pcs



GM1622
White Cabbage Plants 16pcs



GM1623
Rose Beds 12pcs



GM1630
Field Plants 6mm Grass
Tufts 42pcs



GM1631
Meadow Green 6mm
Grass Tufts 42pcs



GM1640
Garden Flowers 17pcs



GM1641
Field Plants 6mm Grass
Tufts 42pcs



GM1642
Wild Flowers 17pcs



GM1643
Flowers In Pots Set A 9pcs



GM1644
Flowers In Pots Set B 9pcs



GM1645
Garden Flowers 17pcs



GM1646
Flowers 250pcs



GM1660
Reeds Laser Cut Minis Kit 16pcs



GM1661
Allotment Vegetables Laser
Cut Minis Kit 26pcs



GM1662
Virginia Creepers Laser Cut
Minis Kit 12pcs



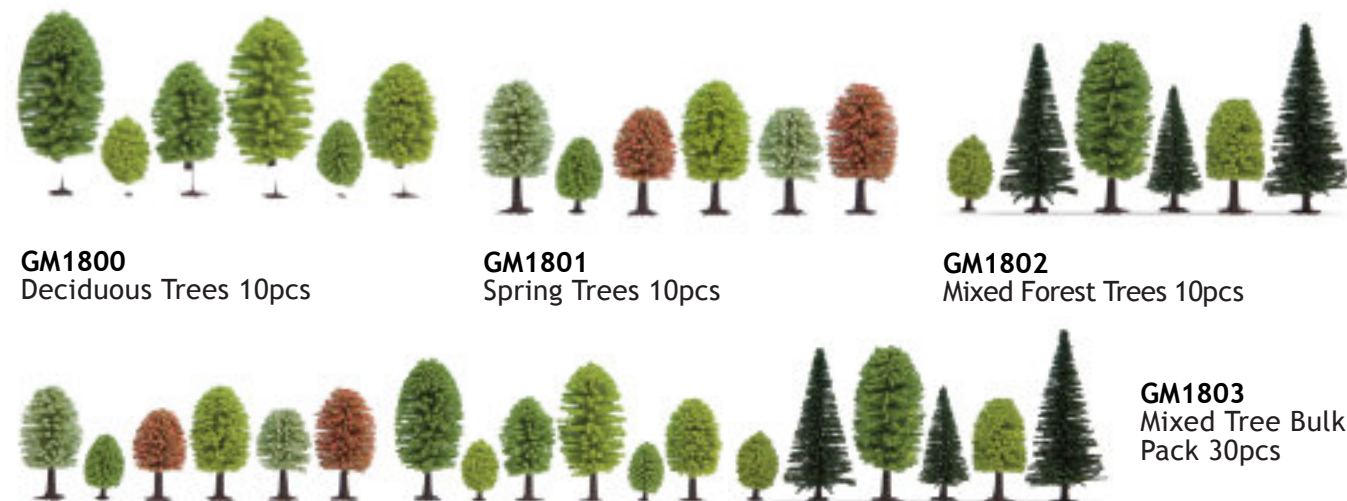
GM1663
Stinging Nettles Laser Cut Minis
Kit 10pcs



GM1670
Hay Bales 18pcs

Bulk Pack Trees

These economical packs make building up woods and forests as easy as one, two, tree!



GM1800
Deciduous Trees 10pcs


GM1801
Spring Trees 10pcs

GM1802
Mixed Forest Trees 10pcs

GM1803
Mixed Tree Bulk
Pack 30pcs

Feature Trees

With realistically shaped branches and added details, these trees are perfect for highlighting your landscape.



GM1820
Fruit Trees 3pcs

GM1821
Apple Trees 3pcs

GM1822
Birch Trees 3pcs

GM1823
Weeping Willow Trees 3pcs

GM1824
Poplar Trees 3pcs


GM1825
Sycamore Trees 3pcs

GM1826
Beech Trees 3pcs

GM1827
Small Trees 5pcs

Individual Trees

These individual premium trees are ideal statement pieces in your model world. With higher levels of detail, they are really going to wow anyone who sees them.



GM1840
Apple Premium Tree

GM1841
Beech Premium Tree

GM1842
Oak Premium Tree

GM1843
Weeping Willow Premium Tree

GM1844
Lime Premium Tree

GM1845
Chestnut Premium Tree

Tree Construction

Create realistic trees with a natural product in seconds, by building a forest in an afternoon.



GM1700
Seafoam Tree Set

Seafoam is a natural product which can be "planted" straight from the box if you wish, but a little extra work with scatter material is well worth the effort. Scatters for the foliage come in three forms- flock, foliage and leaves, in a range of greens and autumnal tints. All the modelling techniques needed to enhance this product further are fully explained in the instructions.



GM1710
Light Green Leaves 50g



GM1711
Mid Green Leaves 50g



GM1712
Dark Green Leaves 50g

Static Grass Applicators

Build your own 'field of dreams' using these handy applicators and packs that allow you to get the very best out of your static grass.



GM1300
Static Grass Starter Set
The ideal way to apply convincing scenery and greenery to your model railway. This kit gives you the basic items you need to get started with static grass and create a satisfying scenic section on your miniature world.

GM1315
Static Grass Puffer Bottle Only




GM1310
Gras-Master 3.0 Static Grass Applicator
The device comes with three sieve attachments (fine, medium and coarse). The power supply is provided by one 9V battery which guarantees an operating time of approximately 3 to 4 hours.



GM1390
Static Grass Glue 250ml
Specially designed slow drying glue for use with Scatter Grass and other grasses.

Scatter Material


Perfect for quick and easy ground cover, our scatters are available in a variety of colours



GM1200
Flower Meadow Scatter Material 50g



GM1201
Light Green Scatter Material 50g



GM1202
Mid Green Scatter Material 50g



GM1203
Brown Scatter Material 50g




GM1204
Grey Scatter Material 50g




GM1205
Dark Green Scatter Material 50g

Static Grass System

For realistic grass that really stands up! Create visually stunning grassy areas with static grass in a variety of seasonal colours.




GM1320
Spring Meadow 2.5mm Static Grass 30g




GM1321
Summer Meadow 2.5mm Static Grass 30g



GM1322
Meadow 2.5mm Static Grass 30g



GM1323
Ornamental Lawn 2.5mm Static Grass 30g



GM1324
Marsh Soil 2.5mm Static Grass 30g



GM1325
Dark Green 2.5mm Static Grass 30g



GM1326
Mid Green 2.5mm Static Grass 30g




GM1327
Brown 2.5mm Static Grass 30g



GM1328
Golden Yellow 2.5mm Static Grass 30g



GM1329
Flower Meadow 2.5mm Static Grass 30g



GM1330
Forest Floor 2.5mm Static Grass 30g



GM1331
Alpine Meadow 2.5mm Static Grass 30g

Flock and Foliage

Ideal for building up areas of vegetation and enhancing trees and bushes.



GM1400
Light Green Flock 30g




GM1401
Mid Green Flock 30g



GM1402
Dark Green Flock 30g



GM1403
Light Brown Flock 30g



GM1404
Mid Brown Flock 30g



GM1405
Dark Brown Flock 30g



GM1410
Light Green Structured Flock
3mm 30g



GM1411
Mid Green Structured Flock
3mm 30g



GM1412
Dark Green Structured Flock
3mm 30g



GM1420
Light Green Foliage 20 x 23cm



GM1421
Dark Green Foliage 20 x 23cm



GM1422
Olive Green Foliage 20 x 23cm

How to use the Static Grass Range

Using the Gaugemaster static grass range.



TOP TIP

Although you can use paints from model manufacturers such as Humbrol or Revell, as this layer won't really be seen cheap acrylic paint from craft shops works perfectly fine.

This shows off the effect that can be produced by using a mixture of grasses.

The term 'Static Grass' is used a lot in the model railway hobby, but what it is? Well, as with many of the products in the hobby it isn't actually what the name suggests. It isn't grass at all and is in fact short, coloured nylon fibres. But what about the 'Static' part? Well, the static element is something that is unique to this type of scatter, and is caused by it being made from the aforementioned material.

So what do you need?

1. You have the Static Grass itself
2. You have a Static Grass Applicator Puffer Bottle
3. And you have the Static Grass Glue to stick it down with

How does it all work?



Although this all can sound complicated, in reality it is actually easy. To start with, all you need to do, as with laying any ground cover material is prep the surface. We would recommend painting the surface with either an earth brown or dark green colour to start. The reason for doing this is to save the headache of having less grass covered areas being noticeable if the grass is laid slightly too thinly in an area. Some modellers prefer to paint the base brown rather than green, as it would represent earth where the grass hasn't grown, rather than being simply a plain shade of 'flat' grass. The next stage after priming your surface is to lay the glue down, using an old paint brush or spatula. You only need a thin layer of this glue as it is only going to be bonding the tiniest part of each fibre to the layout. Now that we have a surface to

work on, the magic can begin. Fill the puffer bottle with your desired colour, or random mix of colours for that patchy grass look, and replace the cap. It's here that we will cover the 'Static' element. All this refers to is the simple fact that a static charge that builds up in the bottle allows the strands to fall vertically and stand up in the glue. The benefit of doing this is to allow that extra depth to the grass rather than having a field of blades of grass all laying on their sides. To build the static charge in the bottle all that is required is for you to rub the bottle against your t-shirt a few times. This rubbing and shaking action allows the charge to build up before you come to release it. Once you have built up the charge, simply remove the cap, and 'Puff' the grass onto the wet glue, it couldn't be easier. Then just let the glue dry overnight and admire your handiwork.

TOP TIP

When covering slightly larger areas, mix one or two colours of grass together to give it more of a realistic look, with a variation of shades. Achieve this by not too fully mixing the colours.

The Gaugemaster Grass-Master will deliver you the ultimate results when using static grass



N Gauge Track Ballast




GM1900
N Scale Grey Ballast 250g



GM1901
N Scale Grey Ballast 500g



GM1930
N Scale Brown Ballast 250g



GM1931
N Scale Brown Ballast 500g

OO Gauge Track Ballast



GM1910
OO Scale Grey Ballast 250g



GM1911
OO Scale Grey Ballast 500g



GM1940
OO Scale Brown Ballast 250g



GM1941
OO Scale Brown Ballast 500g

O Gauge Track Ballast



GM1920
O Scale Grey Ballast 250g



GM1921
O Scale Grey Ballast 500g

Laying Loose Ballast

Laying loose ballast is not a tidy or clean task regardless of the methods used, but using our Ballasting Aids, you can significantly reduce the mess and speed up the whole process.

Our Ballasting Aids are made from laser-cut MDF and comes flat-packed. All it requires is punching out of the sprue and following the simple instructions to glue it together, using a suitable glue such as Deluxe Materials Laser-Cut Glue or Speed Bond. During construction of the OO/HO version, you have a choice to use a guide for 3-rail or 2-rail track depending on which you are using. Once constructed, make sure that the glue is completely dry to avoid errant bits of ballast fixing themselves to the Ballasting Aid.

The method for using the aid is the same for either gauge. All you need to do is place the aid on the track and fill the hopper in the top of the Ballasting Aid with your chosen ballast and gently pull the aid along the track. The hopper will deposit the ballast on and alongside the track and the guides will shape the ballast shoulder. A fairly slow and even pulling action is best but experiment with the speed until you find the one that suits you.

Once you have completed a section of

track it is best to clear and position any stray ballast that may be sitting in unwanted areas. To check the rail web (the indented section below the top of the rail) is clear, run an old or less prized wagon along the length of the section. Any ballast left on the sleepers can be removed by gently tapping the handle of a paintbrush along the rails of the ballasted section. This tapping should let the ballast naturally settle into the space, and if any other touching up of the ballast is needed, use the brush to move it into place.

When it comes to glueing down your ballast, there are a couple of options. Traditionally modellers would use a homemade mixture of PVA Glue and water. The ballast would be moistened with water containing a dash of washing-up liquid to break the surface tension from a mister. The water-glue mixture to a 50:50 consistency would then usually be applied with a pipette.

Regardless of the method of glueing the track, you will need to clean the track after ballasting to remove any glue from the rail surfaces. A simple track rubber across the surface of the track will suffice, and any errant ballast can be gently removed with the gentle application of a pick.



GM65
Track Ballasting Aid
OO/HO scale




GM68
Track Ballasting Aid
N Scale



Natural Stone

Ideal for recreating the strata around your landscape. This selection of rocks and boulders will compliment your landscapes and bring them to life.



GM1500
Coal 250g



GM1501
Stone 250g



GM1502
Boulders 250g



GM1503
Sandstone Boulders 250g



GM1504
Rock Boulders 250g



GM1505
Fine Rubble 50g



GM1506
Mid Rubble 50g



GM1507
Coarse Rubble 50g



GM1508
Sand 250g



GM1509
Gravel 250g

Backscenes

Our range of backscenes will bring dimension and perspective to your model railway. We grew tired of seeing the same backscenes on model railways so set about developing our own range of scenes at an affordable price. Key benefits include a reasonable amount of foreground to allow realistic blending with contoured scenery, printing on high quality paper for durability and although different numbered backscenes are not completely compatible, unique scenes can be created with a clever use of scenic breaks. Large backscenes measure 2744 x 304mm split into three equally sized Sections and are primarily designed for use with OO and larger scales. Small backscenes measure 1372mm and are designed for use with N scale These scenes will certainly add atmosphere and depth to your model railway or diorama. We recommend that you use the Deluxe Materials View Glue when using our backscenes.

Large Backscenes

Length (Per Sheet): 914.4mm
Height (Per Sheet): 304mm
Length (Total): 2744mm (9ft)

Small Backscenes

Length (Per Sheet): 457.3mm
Height (Per Sheet): 153mm
Length (Total): 1372mm (4.5ft)



GM709
The Dales Large Photo
Backscene (2744 x 304mm)



GM759
The Dales Small Photo
Backscene (1372 x 152mm)



GM710
The Mountains Large Photo
Backscene (2744 x 304mm)

GM760
The Mountains Small Photo
Backscene (1372 x 152mm)

GM711
The Moors Large Photo
Backscene (2744 x 304mm)

GM761
The Moors Small Photo
Backscene (1372 x 152mm)



OO Gauge Walling

Our new range of OO Scale walling is made from injection moulded plastic but is then painted by hand for a realistic finish



GM476
Quarry Stone Walling 72cm



GM477
Field Stone Walling 70cm



GM478
Garden Stone Walling 71cm

OO Gauge Buildings



GM475
Fordhampton Happy Chef
Roadside Diner Kit



GM479
The Fordhampton Eye



GM483
Fordhampton Church Kit

OO Gauge Structure Accessories

Our OO Scale 3D printed accessories have proved incredibly popular since launch and are supplied pre-coloured and ready to plant. In fact, the only thing you need to do is attach the supplied stickers to the front of one or two of the items in the range, all of which are everyday items that will really bring your model railway to life.



GM470
Fordhampton BR Double Arrow
Lit Station Sign



GM471
Parking Meters
6pcs (pre-built)



GM472
Pay & Display Parking Machines
2pcs (pre-built)



GM473
Vending Machines 2pcs
(pre-built)



GM474
Modern Train Ticket Machines
2pcs (pre-built)



GM491
Relay Boxes 4pcs
(pre-built)



GM492
Skips 2pcs
(pre-built)



GM493
OO Scale Barrels
10pcs (pre-built)



GM494
OO Scale Traditional Dustbins
10pcs (pre-built)



GM495
Wheelie Bins 4pcs
(pre-built)



GM496
Telecoms Cabinets
3pcs (pre-built)



GM497
Modern GritBoxes
3pcs (pre-built)



GM499
Station Platform Set



GM730
O Scale Telephone Box
(pre-built)



GM731
O Scale Postboxes
2pcs (pre-built)

OO Highways



BPGM383
Railings 24pcs

The pack contains eight sprues, consisting of two OO Scale railings total 58mm length with a further single railing of 50mm, all 12mm tall. Moulded in black plastic they can be painted in the colour of your choice.


GM383
Railings 6pcs

The pack contains two sprues, consisting of two OO Scale railings measuring 58mm in length with a further single railing of 50mm, all 12mm tall. They come moulded in black plastic, which can be painted in the colour of your choice.



GM377
Traffic Light Working (OO)
This pack contains one working Traffic Light and one dummy (non lit). If you would like a pair of working Traffic Lights, then you might consider GM378 Traffic Lights Set.

GM378
Traffic Light Working Twin Pack (OO)
This pack contains two working Traffic Lights. If you would like a single working Traffic Light, then you might consider the



GM384
Traffic Lights Kit (OO Scale)
This kit contains everything you need to construct a working traffic light for a street scene, complete with LEDs, wire and resistors. Some soldering may be required to complete this simple starter kit.



GM393
Mini Cooper Marble Effect W/Extra Headlights
This Mini Cooper is an absolute show stealer with extra headlights, roll top roof and marble effect paintwork. 1:87 Scale Model, OO Gauge Compatible with a unique scheme.

N Gauge Kestrel Designs



GMKD1003
Service Station Kit
This kit contains 95 parts in three colours, interior mask, and glazing sheet, and full instructions. Additional painting and weathering can be completed as required. We recommend the use of Plastic Glue to construct this kit.



GMKD63
BR Double Arrow Lit Station Sign



GMKD81
Relay Boxes 4pcs (pre-built)



GMKD82
Skips 3pcs (pre-built)



GMKD83
Barrels 10pcs (pre-built)



GMKD84
Traditional Dustbins 10pcs (pre-built)



GMKD85
Wheelie bins 4pcs (pre-built)



GMKD86
Telecoms Cabinets 3pcs (pre-built)



GMKD87
Modern Grit Boxes 3pcs (pre-built)



GMKD88
Parking Meters 6pcs (pre-built)



GMKD89
Pay & Display Parking Machines 2pcs (pre-built)



GMKD90
Vending Machines 2pcs (pre-built)



GMKD91
Modern Train Ticket Machines 2pcs (pre-built)

TT:120 Accessories

If you haven't got room for the OO Gauge layout of your dreams and find N Gauge too small, you can still build the model railway you always wanted in TT:120. TT Scale is 2.54mm to the foot and or 1/120th the size of the real thing. It is particularly popular in Europe and is highly regarded as a scale that is both easy on the eye and practical to model. Hornby released their own range of TT:120 Scale products in Summer 2022 and it proved very popular from the

outset. With their range of train sets, it couldn't be any easier to get started and with iconic locomotives such as Flying Scotsman, Mallard and the HST, you could easily build a fantastic layout in no time at all. With our friends at Peco offering TT:120 track and building alongside Oxford's range of TT:120 vehicles, it made sense for us at Gaugemaster to offer a range of accessories too which we are pleased to present as below.

Figures



GM3910101
Pedestrians 6pcs
Hobby Figure Set



GM3910102
Pedestrians with Luggage 6pcs
Hobby Figure Set



GM3910103
Sitting People 6pcs
Hobby Figure Set



GM3910104
Sitting People 6pcs
Hobby Figure Set



GM3910105
Brown Cows 7pcs
Hobby Figure Set



GM3910106
Sunbathers 6pcs
Hobby Figure Set



GM3910121
People 60pcs Mega Economy Hobby Figure Set



GM3910122
Sitting People 60pcs Mega Economy Figure Set



GM3910151
City Cleaners 6pcs
Figure Set



GM3910152
Warehousemen 5pcs and
Accessories Figure Set



GM3910153
Shunters 6pcs
Figure Set



GM3910154
Railway Track Workers 6pcs
Figure Set



GM3910155
Farm Animals 10pcs
Figure Set



GM3910156
Cats and Dogs 10pcs
Figure Set



GM3910157
Black and White Cows
7pcs Figure Set



GM3910158
Shepherd & Sheep Figure Set



GM3910159
Horses 9pcs Figure Set



GM3910160
Cyclists 3pcs and Accessories
Figure Set



GM3910161
Motorcyclists 2pcs
Figure Set



GM3910191
Unpainted Figure 72pcs
Starter Set



GM3910606
Benches 6pcs and Litter Bins
3pcs Accessory Set

Tunnels and Walling



GM3610701
Single Track Profi Hard Foam
Tunnel Portal



GM3610702
Double Track Profi Hard Foam
Tunnel Portal



GM3710701
Wall Profi Hard
Foam 25.9 x 9.7cm

GM3710702
Extra Long Wall Profi
Hard Foam 51.8 x 9.7cm

Roadway




GM3710601
Black Tar Road 100 x 4.8cm




GM3710602
Grey Highway 100 x 4.8cm

Fencing



GM3810601
Rural Fences 220cm



GM3810602
Garden Fences 200cm

Lighting



GM3820501
Industrial Light LED White



GM3820502
Platform Lamp
51mm LED
White



GM3820503
Park Lamp Black
46mm LED
Warm White



GM3820504
Modern
Street Light
45mm




GM3820505
Whip Street
Light 71mm
LED White



GM3820511
eMotion
Platform Clock
41mm LED
White

Catenary



GM3620501
Catenary Starter Set



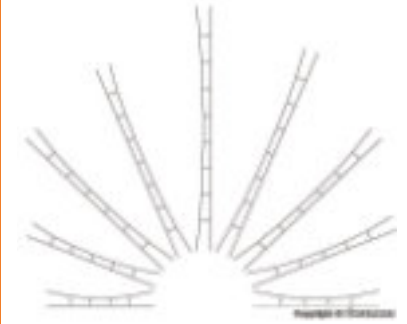
GM3620506
Catenary
Standard Mast
with Beam
71.5mm



GM3620514
Catenary Height Marker



GM3620521
Catenary Mast Positioner



GM3620511
Catenary Universal Wire
196-218mm 5pcs

GM3620512
Catenary Universal Wire
218-239mm 5pcs

GM3620513
Catenary Universal Wire
261-290mm 5pcs

Vehicles



GM3930201
DAF XF 105 SSC Tractor
Unit White 2pcs



GM3930202
Minikit Refrigerated Box
Semitrailer White



GM3930203
Minikit Box Trailer White

Track Cleaning



GM3910901
Track Cleaning Pads 5pcs



Electric and Tools



GM96
Magnet Set 5pcs Neodymium
5 x 5 x 2mm 0.7kg pull
Pack of five Neodymium magnets with a 0.7kg pull. These magnets have a multitude of different uses in the model railway world including reed switch activation and adhesion to powerbase plates.




GM97
Magnet Set 5pcs Neodymium
5 x 10 x 2mm 1kg Pull
Pack of five Neodymium magnets with a 1kg pull. These magnets have a multitude of different uses in the model railway world including reed switch activation and adhesion to powerbase plates.



GM98
Magnet Set 2pcs Neodymium
10 x 10 x 5mm 3.6kg Pull
Pack of two Neodymium magnets with a 3.6kg pull. These magnets have a multitude of different uses in the model railway world including reed switch activation and adhesion to powerbase plates.



GM11PP
Purple Wire (7 x 0.2mm) 10m
A 10m roll of pink 7-strand layout cable ideal for soldering projects and other model electronic needs, which can be also be used for point motors, switches, track wiring, and many other applications.



GM574
Micro Mouldline Remover
Ideal for plastic miniatures, resin & 3D printing. The slim handle and edge are ideal for tasks where precision is needed and will reach areas that larger tools cannot, all whilst reducing the need for sharp knives and keeping your fingers safe.



GM586
Magnifying Modelling Lamp
A 5W LED lamp for daylight illumination with a glass magnifier lens & flexible neck for added convenience. Ideal for close-up, intricate modelling work. A must have item for any hands-on modeller.

Classic Tools



GM619
Precision Lubricator With
Needle Applicator 10ml
This needle-type applicator is useful for precision oiling. This product comes with 10ml of fine oil, which is ideal for the lubrication of models.



GM633
Glass Fibre Pencil 4mm
This 4mm glass fibre pencil has a fast abrasive action and is ideal for cleaning, burnishing, and polishing. This tool contains glass fibre, so extra care should be taken when handling.



GM695
Model Railway Screwdriver Set
This 11 piece set includes nine precision screwdrivers, an awl, and a pair of tweezers.



Gaugemaster Collection Classics

Take a look through some of the classic and best sellers in the Gaugemaster Collection

N Scale



GM2000103
GWR Class 800/0 IET
Premium Train Set
A superb starter set featuring a five-car Hitachi Intercity Express Train (IET) in GWR's attractive dark green livery.



GM2000104
LNER Class 800/2 Azuma
Premium Train Set
A superb starter set featuring a five-car Hitachi Intercity Express Train (IET) in LNER's striking red/white 'Azuma' livery.



GM2000105
BR Industrial Freight
Starter Set
An ideal starter set featuring a steeple cab electric loco, two freight wagons, controller and a oval of Kato Unitrack sectional track.

OO Scale



GM4430101
Track Cleaning Wagon
Network Rail



GM4430102
Track Cleaning Wagon
BR Railfreight



GM4430103
Track Cleaning Wagon
BR RTC

O Scale



GM7240601
Class 58 021 'Hither Green
Depot' Mainline Blue



GM7340101
MK1 CCT RTC

Gaugemaster Collection - N Gauge

1:148 Scale model especially commissioned by Gaugemaster and form part of the Gaugemaster Collection Series. These models feature lots of era specific details and markings and lots of external body details as modelled on the prototype.



GM2210104
Class 66 GBRf Railfreight
Construction 66793



GM2210105
Class 66 GBRf Railfreight Petro-
leum 66794 'Steve Hannam'



GM2210202
Class 73 E6039 BR
Electric Blue



GM2210208
Class 73/1 BR Large Logo Blue
73126



GM2210209
Class 73/2 Intercity
Swallow 73235



GM2210210
Class 73 BR IC Executive Large
Nos 73123 'Gatwick Express'



GM2210304
Class 43 Rail Adventure Power
Car Set 43465/484



GM2210305
Class 43 HST XC/Intercity
Celebrity Set 43184/303



GM2210403
Class 153 Scotrail
Active Travel 153377



GM2210601
Class 33 Post Office Red 33021
'Eastleigh'



GM2210602
Class 33 West Coast Railways
Maroon 33025



GM2210603
Class 33 EWS Red/Gold 33030



GM2210604
Class 33 BR Blue W/Yellow &
Black Cabs



GM2210701
Class 56 Railfreight Metals 56032
'County Of South Glamorgan'



GM2210702
Class 56 BR 'Dutch' Grey/
Yellow 56031 'Merehead'



GM2210801
Class 86/2 BR Rainhill 150
Blue/Yellow 86235 'Novelty'



GM2210802
Class 86/6 Railfreight
Distribution European 86622



GM2210901
Class 156 EMR Regional 156919



GM2410201
21T Hopper Plain Grey
Wagon Set 4pcs



GM2420102
Track Cleaning Wagon
BR Railfreight



GM2960101
Eurostar Scharfenberg
Couplings 10pcs

Last Chance to Buy



GM2210301
Class 43 HST 43041/093
GWR Castle Set



GM2210401
Class 153 329 First Great
Western Revised



GM2260201
ES-1 Style Electric
Locomotive BR E3682



GM2420101
Track Cleaning Wagon
Network Rail



GM2420102
Track Cleaning Wagon BR
Railfreight



GM2920101
Track Cleaning Pads For
GM2420101/102 10pcs



Gaugemaster Collection - OO Gauge

These 1:76 scale models have been specially commissioned by Gaugemaster and form part of the Gaugemaster Collection Series. These models feature lots of era specific details and markings and lots of external body details as modelled on the prototype.



GM4210201
Class 59 GB Railfreight 59003
'Yeoman Highlander'



GM4210202
Class 59 GBRf 59003 'Yeoman
Highlander' (DCC-Sound/Smoke)



GM4240303
Class 86/4 Network
Southeast 86401



GM4240304
Class 86/2 BR Rainhill 150
Blue/Yellow 86235 'Novelty'



GM4240501
Class 26 Railfreight Red Stripe
Tatty W/ED Westie Logo 26025



GM4240601
Class 57/6 First Great Western
Blue 57602 'Restormel Castle'



GM4240201
GM4240221 (DCC Sound)
Class 47 815 'Lost Boys 68-88'
Rail Operations Group



GM4240202
GM4240222 (DCC Sound)
Class 47 596 'Aldeburgh Festival'
Network SouthEast (Late)



GM4240203
GM4240223 (DCC Sound)
Class 47 501 'Craftsman' DRS



GM4240204
GM4240224 (DCC Sound)
Class 47 600 'Dewi Saint/Saint
David' Railfreight Distribution



GM4240205
GM4240225 (DCC Sound)
Class 47 492 'The Enterprising
Scot' InterCity Scotrail



GM4240206
GM4240226 (DCC Sound)
Class 47 578 'Respected' Rail
Express Systems



Gaugemaster Collection - O Gauge

These 1:43 scale models have been specially commissioned by Gaugemaster and form part of the Gaugemaster Collection Series. These models feature lots of era specific details and markings and lots of external body details as modelled on the prototype.



GM7210201
Class 09 D4106 BR Green
(As Preserved)



GM7210202
Class 09 BR Blue 09020



GM7210203
Class 09 BR Blue Heavily
Weathered 09022



GM7210204
Class 09 InterCity 09012 'Dick
Hardy'



GM7210301
Class 08 Network Southeast
97800 'Ivor'



GM7240203
Class 60 British Steel Blue
60006 'Scunthorpe Ironmaster'



GM7240204
Class 60 British Steel Blue
60033 'Tees Steel Express'



GM7240401
Class 37/0 BR Blue W/White
Stripe 37043 'Loch Lomond'



GM7240501
Class 47 GWR150 Green 47500
'Great Western'



GM7240601
Class 58 Mainline Blue 58021
'Hither Green Depot'



GM7240701
Class 153 380 Great Western
Railway



GM7240702
Class 153 380 Great Western
Railway (DCC-Sound)



Gaugemaster products are available from your local model shop and we urge you to support them. However, in case of difficulty, we can also supply directly.



Don't forget to pick up your free Train-Tech catalogue available from your local dealer today.

Contact Us

Gaugemaster Controls Ltd, Gaugemaster House,
Ford Road, Arundel, West Sussex, BN18 0BN

Telephone: +44 (0) 1903 884 321
email: hello@gaugemaster.co.uk

www.gaugemaster.com



@Gaugemaster



@Gaugemaster_controls



@Gaugemaster



@gaugemaster_controls

GM9972 Gaugemaster New Items Leaflet 2023

