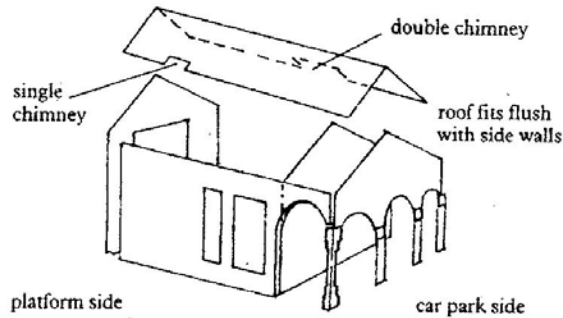


GMKD1000

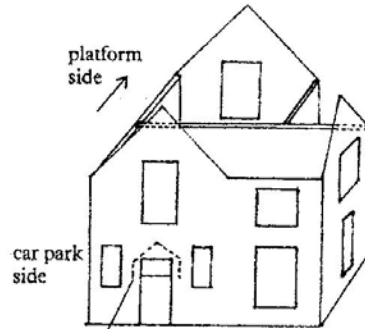


Booking Hall

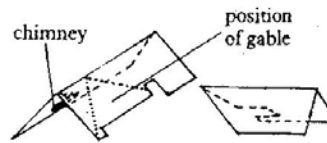
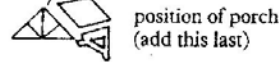


- 2x Side walls with arch
- 1x Arched front wall
- 1x Inner wall
- 1x Platform wall
- 2x Roof pieces
- 2x Double chimney halves
- 2x Single chimney halves
- 5x Windows
- 2x Doors

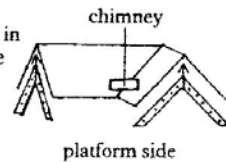
Station Master's House



- 3x Two storey walls with windows
- 3x Two storey plain walls
- 4x Large roof pieces
- 2x Small porch roof pieces
- 3x Porch supports
- 3x Barge boards
- 4x Double chimney halves
- 9x Windows



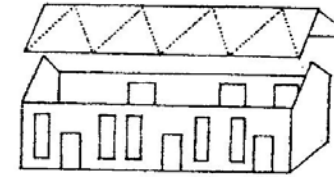
When roof is in position, glue barge boards under the overhang.



Glue chimney halves together and trim tops to square the pots. Each chimney should line up with, and glue to the supporting wall.

Buffet & Waiting Rooms

Roof fits flush with end walls



attach to roof



- 2x Front & Back wall
- 2x Plain ends
- 2x long roofs
- 8x Canopy gable roof pieces
- 1x Canopy front (in crystal)
- 8x Windows
- 3x Doors



Roof fits flush with plain wall, if the parcel office is to butt up to the booking hall.

- 2x Front & Back walls
- 2x End walls
- 2x roof pieces
- 2x windows