

# Flyer First

## Order Today!

### MAKING RAILROAD HISTORY WALTHERS MAINLINE®

**NEW HO** WaltherMainline® GE GEVO Diesels  
February 2019 Delivery for All Models

- **Limited edition - one time run of these roadnumbers**
- Model today's railroading at WaltherMainline prices
- The most popular prototype diesel in North America
- Thousands in service from 2003 to the present
- ESU Sound for DCC & DC layouts featuring:
  - 4 function outputs with brightness control by CV
  - Fully DCC compatible
  - 14, 28, 128 speed steps
  - Dual mode DC & DCC
  - 4 Nathan air horns changeable by CVs
  - 2 bells changeable by CVs
  - Full 8-notch prime mover sounds
  - Compressor
  - Dynamic brake
  - Multiple realistic lighting effects
- 21-pin DCC plug
- 2- or 4-vent dynamic brake vent as appropriate
- Easily handles 18" radius curves (22" or larger recommended)
- Six powered axles per unit
- LED Lighting includes:
  - Correct headlight position per prototype
  - Working front ditch lights
- Three truck styles to match prototypes
  - Standard high-adhesion
  - Steerable (nonworking)
  - C4 A1A center idler axle
- Same powerful drive as WaltherProto® locos featuring:
  - Five-pole skew-wound motor
  - 14:1 gear ratio
  - Helical-cut gears for quiet operation & easy multiple unit operation
  - All-wheel drive & electrical pickup
  - Dual machined brass flywheels
  - Heavy die-cast metal chassis
  - Constant & directional LED lights
- Correct profile radiator grilles & rooftop walkway surface details
- Molded drill starter points for grab irons - easily added with the GE ES44 Evolution Series Diesel Detail Kit (910-250, sold separately)
- RP-25 metal wheels
- Proto MAX™ metal knuckle couplers



#### BNSF

- Low headlight • C4 A1A trucks • 2-vent dynamic brake
- |                 |                 |                 |
|-----------------|-----------------|-----------------|
| ESU Sound & DCC | 910-20175 #6515 | 910-20176 #7054 |
| Standard DC     | 910-10175 #6666 | 910-10176 #8399 |



#### CSX

- Low headlight • Steerable (nonworking) trucks
  - 4-vent dynamic brake
- |                 |                |                |
|-----------------|----------------|----------------|
| ESU Sound & DCC | 910-20177 #959 | 910-20178 #982 |
| Standard DC     | 910-10177 #966 | 910-10178 #975 |



#### NS

- High headlight • High adhesion trucks • 4-vent dynamic brake
- |                 |                 |                 |
|-----------------|-----------------|-----------------|
| ESU Sound & DCC | 910-20179 #8008 | 910-20180 #8137 |
| Standard DC     | 910-10179 #8092 | 910-10180 #8163 |



#### Union Pacific†

- Low headlight • High adhesion trucks • 4-vent dynamic brake
- |                 |                 |                 |
|-----------------|-----------------|-----------------|
| ESU Sound & DCC | 910-20184 #7473 | 910-20185 #7500 |
| Standard DC     | 910-10184 #7496 | 910-10185 #7517 |

#### Norfolk Southern Heritage Units

- High headlight • High adhesion trucks • 4-vent dynamic brake



#### Nickel Plate Road #8100

- |                 |           |             |           |
|-----------------|-----------|-------------|-----------|
| ESU Sound & DCC | 910-20181 | Standard DC | 910-10181 |
|-----------------|-----------|-------------|-----------|



#### Pennsylvania Railroad #8102

- |                 |           |             |           |
|-----------------|-----------|-------------|-----------|
| ESU Sound & DCC | 910-20182 | Standard DC | 910-10182 |
|-----------------|-----------|-------------|-----------|



#### Southern Railway #8099

- |                 |           |             |           |
|-----------------|-----------|-------------|-----------|
| ESU Sound & DCC | 910-20183 | Standard DC | 910-10183 |
|-----------------|-----------|-------------|-----------|

†Union Pacific licensed product

**NEW HO WaltherMainline®**

**59' Cylindrical Hoppers**

November 2018 Delivery

- **Limited Edition - one time run of these roadnumbers!**
- Model of a National Steel Car 4550 cubic foot car
- Thousands used in North American grain & potash service from 1972 to the present
- Fully assembled, ready to run
- Trough or round loading hatches as appropriate
- See-through running boards
- Detailed brake gear, roof hatches & end ladders
- Correct 36" turned-metal wheelsets
- Proto MAX™ metal knuckle couplers



**Canadian Wheat Board - CNWX w/Double Wheat Sheaf**

- Trough hatches
- |                  |                  |
|------------------|------------------|
| 910-7352 #106725 | 910-7353 #106750 |
| 910-7354 #106894 | 910-7355 #107230 |



**Canada - CNWX w/Double Wheat Sheaf**

- Trough hatches
- |                  |                  |
|------------------|------------------|
| 910-7356 #109800 | 910-7357 #109838 |
| 910-7358 #109906 | 910-7359 #110000 |



**Canada - CPWX /Double Wheat Sheaf**

- Trough hatches
- |                  |                  |
|------------------|------------------|
| 910-7360 #606427 | 910-7361 #606542 |
| 910-7362 #606610 | 910-7363 #606701 |



**Canadian National - Website**

- Round hatches
- |                  |                  |
|------------------|------------------|
| 910-7364 #376584 | 910-7365 #376589 |
| 910-7366 #376606 | 910-7367 #377040 |



**Canadian Pacific - CP Rail**

- Trough hatches
- |                  |                  |
|------------------|------------------|
| 910-7368 #384677 | 910-7369 #384810 |
| 910-7370 #384902 | 910-7371 #387014 |



**Chicago & North Western¹ - System Logo**

- Trough hatches
- |                  |                  |
|------------------|------------------|
| 910-7372 #460071 | 910-7373 #460080 |
| 910-7374 #460093 | 910-7375 #460098 |



**Potash Corporation of Saskatchewan - CGLX**

- Round hatches
- |                |                |
|----------------|----------------|
| 910-7376 #1614 | 910-7377 #1624 |
| 910-7378 #1642 | 910-7379 #1654 |

¹Union Pacific licensed product

# Flyer First

## Order Today!



**NEW HO Cornerstone® Brick Post Office Kit**  
November 2018 Delivery

- Perfect Post Office facility for small town or suburb
- Fits 1950s to present day
- Detailed brick walls, separate windows, nonworking security lights, plus gas & electric meters

- Trash cans, curbside mailboxes, 2 styles of bike racks, fire hydrant, phone booth & parking meters all included for extra realism
- Colorful decal signs included
- Molded in 4 Colors

933-4200 Brick Post Office

**Keep the mail moving with these accessories!**



**HO Cornerstone**  
**United States Post Office**  
933-3782 Kit



**HO SceneMaster**  
**American Flags & Mailboxes**  
949-4166  
*Now taking backorders - see your participating dealer!*



**HO Cornerstone**  
**Trackside Post Office**  
933-4063 Kit



**HO SceneMaster™ 35'**  
**Fluted Side Trailer 2-Pack**  
949-2426 US Mail



**HO Walther'sMainline®**  
**85' Budd Baggage-Railway**  
**Post Office**  
910-30300 Series



**HO Walther'sProto®**  
**70' Heavyweights Railway**  
**Post Office-Baggage**  
920-17401  
*Now accepting pre-orders - see your participating dealer! Reserve yours today!*





**CORNERSTONE**

### NEW HO Cornerstone® Split-Level House Kit

November 2018 Delivery

- All-new model of an American icon!
- Must-have home for mid-1950s to present day subdivisions
- Authentic period details with traditional brick & wood construction
- Attached one-car garage
- Curbside mailbox, large & small shutters, separate gas & electric meters & brick exterior fireplace all included

933-3794 Split-Level House



**SCENEMASTER™**

SCENERY, FIGURES, VEHICLES AND MORE !

### NEW HO SceneMaster™ 20' Smooth Side Container

January 2019 delivery for all models

- All-new container model in standard end-door & right-side door versions
- Widely used during 1960s & 1970s
- Authentic rivet, door latch & hinge details
- Colorful period schemes
- Perfect period loads for Walther's Mainline® G85 & 60' Pullman-Standard VTTX container flatcars (each sold separately)



949-8653 Canadian National



949-8654 CP Ships (No Multi-mark)



949-8657 Mitsui



949-8659 Y.S. Line  
949-8650 Undecorated

#### Single Containers



949-8651 American President Lines



949-8652 Compass Container Company (blue)



949-8655 NYK



949-8656 Manchester Liners

#### Railway Express Agency 2-Packs

- Right-side & end-doors
- Available with four different numbers



949-8680 #1, #2  
949-8681 #3, #4

# NEW FROM WALTHERS

## NEW ARRIVAL

### WALTHERSPROTO

#### NEW HO Walther'sProto® EMD GP7

- Limited-Edition - one time run of these roadnumbers!
- Based on units built especially for passenger service - many later used in general freight work
- Railroad-specific details
- Improved hood contours
- Wire grab irons
- Wire Lift Rings
- Available with SoundTraxx® Tsunami® Sound for DCC or DC layouts
- 14:1 helical gears for ultra-quiet and smooth running
- Easy multiple-unit operation
- Superb paint and lettering
- LED constant and directional headlights
- Heavy die-cast metal underframe
- 5-pole, skew-wound, high-torque, high-efficiency can motor
- Proto MAX™ metal knuckle couplers



#### Santa Fe

920-42100 #2650 Tsunami Sound & DCC  
 920-42101 #2653 Tsunami Sound & DCC  
 920-49100 #2651 Standard DC  
 920-49101 #2654 Standard DC



#### Baltimore & Ohio

920-42102 #3400  
 Tsunami Sound & DCC  
 920-42103 #3403  
 Tsunami Sound & DCC  
 920-49102 #3402  
 Standard DC  
 920-49103 #3405  
 Standard DC



#### Chicago & North Western†

920-42104 #1518  
 Tsunami Sound & DCC  
 920-42105 #1520  
 Tsunami Sound & DCC  
 920-49104 #1518  
 Standard DC  
 920-49105 #1520  
 Standard DC



#### New York Central

920-42106 #5608  
 Tsunami Sound & DCC  
 920-42107 #5610  
 Tsunami Sound & DCC  
 920-49106 #5609  
 Standard DC  
 920-49107 #5611  
 Standard DC



#### Pennsylvania

920-42108 #8798  
 Tsunami Sound & DCC  
 920-42109 #8801  
 Tsunami Sound & DCC  
 920-49108 #8799  
 Standard DC  
 920-49109 #8805  
 Standard DC

#### Undecorated

920-49110 Standard DC

## NEW ARRIVAL

### WALTHERSMAINLINE

#### NEW HO Walther'sMainline®

#### GE ES44 Evolution Series GEVO Diesel

- Limited-Edition - one time run of these roadnumbers!
- Correct profile radiator grilles & roof-top walkway surface details
- Six powered axles per unit
- LED Lighting
- Correct headlight position per prototype
- Working front ditch lights
- Three truck styles to match prototypes
- Same powerful drive as Walther'sProto locos



#### BNSF Railway ES44AC

- Hi-ad trucks
  - 2-vent dynamic brake
- 910-20163 #6339 ESU Sound & DCC  
 910-20164 #6438 ESU Sound & DCC  
 910-10163 #6300 Standard DC  
 910-10164 #6421 Standard DC



#### Canadian Pacific ES44AC

- Hi-ad trucks
  - 2-vent dynamic brake
  - Ex-Vancouver 2010 Scheme
- 910-20165 #8865 ESU Sound & DCC  
 910-20166 #8876 ESU Sound & DCC  
 910-10165 #8858 Standard DC  
 910-10166 #8873 Standard DC



#### Citirail ES44AC

- Hi-ad trucks
  - 4-vent dynamic brake
- 910-20167 #1317  
 ESU Sound & DCC  
 910-20168 #1435  
 ESU Sound & DCC  
 910-10167 #1212  
 Standard DC  
 910-10168 #1349  
 Standard DC



#### Iowa Interstate ES44AC

- Steerable trucks
  - 4-vent style dynamic brake
- 910-20169 #504  
 ESU Sound & DCC  
 910-20170 #512  
 ESU Sound & DCC  
 910-10169 #503  
 Standard DC  
 910-10170 #506  
 Standard DC



#### Kansas City Southern ES44AC

- Hi-ad trucks
  - 4-vent dynamic brake
- 910-20171 #4774  
 ESU Sound & DCC  
 910-20172 #4868  
 ESU Sound & DCC  
 910-10171 #4765  
 Standard DC  
 910-10172 #4803  
 Standard DC



#### Union Pacific† ES44AH

- Hi-ad trucks
  - 4-vent dynamic brake
- 910-20173 #2531  
 ESU Sound & DCC  
 910-20174 #2569  
 ESU Sound & DCC  
 910-10173 #2520  
 Standard DC  
 910-10174 #2557  
 Standard DC

†Union Pacific licensed product

## NEW ARRIVAL WALTHERS MAINLINE

### NEW HO

WalthersMainline®  
50' ACF Exterior-Post  
Boxcar

- Limited edition - one time run of these roadnumbers!
- Prototypes seen from coast-to-coast 1974 to the present
- Handles all types of general freight loading
- Used by Railbox & dozens of other railroads
- Correct Plate B dimensions:
  - 41' 3" Truck Centers
  - 15' 2" Tall
  - 10' 8" Wide
- Correct 33" turned-metal wheelsets
- Proto MAX™ metal knuckle couplers



**Santa Fe - ex-Railbox**  
910-2181 #51006  
910-2182 #51275



**Detroit & Mackinac**  
910-2183 #2463  
(Yes M!CH!GAN)



**Missouri Pacific+/Union Pacific+**  
910-2184 #357006  
910-2185 #357102



**Montana Rail Link**  
910-2186 #21037  
910-2187 #21209



**Providence & Worcester**  
910-2188 #310  
910-2189 #379



**Wisconsin & Southern**  
910-2190 #101601  
910-2191 #101602

## ADVANCE RESERVATION

## WALTHERS PROTO

### NEW HO

WalthersProto® 70'  
Heavyweight Railway  
Post Office - Baggage  
December 2018 Delivery

- Clerestory or round roof as appropriate
- Authentic interior with mailbag stanchions, sorting cases & more
- Separate catcher arms - operate facing either direction
- Highly detailed underbody with separate brake gear, steam traps, generator & more
- Turned metal wheelsets & correct trucks with built-in electrical contacts



920-17400 Pullman Green, Unlettered (Clerestory & Round Roofs Both Included)



920-17401 Santa Fe (Clerestory Roof)



920-17402 Illinois Central (Round Roof)



920-17403 Denver & Rio Grande Western† (Round Roof)



920-17404 Great Northern (Clerestory Roof)



920-17405 Milwaukee Road (Clerestory Roof)



920-17406 New York Central (Clerestory Roof)



920-17407 Soo Line (Clerestory Roof)



920-17408 Southern Pacific† (Round Roof)



920-17409 Union Pacific† (Round Roof)

†Union Pacific licensed product

## NEW ARRIVAL



**NEW HO Cornerstone®**  
Cross-Dock Truck Facility Kit

- Completely new structure kit!
- Used by trucking companies large & small from the 1940s to the present
- Prototypes receive, sort & reload freight shipments
- Also used by plumbers, contractors & similar small businesses today
- Detailed street side front office w/brick walls, separate gas & electric meters
- Correct height truck dock doors with weather bellows/seals - accommodates up to 12 trailers or trucks
- Includes two paving sections - expand & customize at any time with Gas Station Parking Lot (#933-3540), sold separately
- Great destination for SceneMaster™ trucks & trailers (sold separately)
- Molded in 6 colors



933-4131 Cross-Dock Truck Facility  
16-5/16 x 19-3/16 x 3-1/8" 41.4 x 48.7 x 7.9cm

## NEW ARRIVAL



**NEW HO Cornerstone Loading Ramps pkg(2)**

- Modernize HO loading docks in minutes
- Prototypes speed loading/unloading of trailers & boxcars
- Found alongside contemporary team tracks & many industries
- Highly detailed deck with realistic tread plate & grating
- Parts for two complete ramps, molded in blue



933-4130 Loading Ramps  
4-13/16 x 1-1/16 x 7/16" 12.2 x 2.6 x 1.1cm



# NEW FROM WALTHERS

## ADVANCE RESERVATION

### WALTHERS MAINLINE

#### NEW HO

WalthersMainline®  
EMD SD70ACe  
February 2019 Delivery

- **Limited edition - one time run of these roadnumbers!**
- Prototypes in service 2005 to the present
- Easily handles 18" radius curves (22" or larger recommended)
- Factory-equipped with ESU Sound & DCC
- LED lighting includes:
  - High or low headlight per prototype
  - Working front ditch lights
  - Constant & directional lights
- Fully assembled
- 21-Pin DCC plug
- Same powerful drive as WalthersProto® locos featuring:
  - 5-pole skew-wound motor
  - 14:1 gear ratio
  - Helical-cut gears for quiet operation & easy multiple unit operation
  - All-wheel drive & electrical pickup
  - Dual machined brass flywheels
  - Heavy die-cast metal chassis
- Molded drill starter points for grab irons - easily added with SD70ACe Diesel Detail Kit (#910-251, sold separately)
- RP-25 metal wheels
- Proto MAX™ metal knuckle couplers



#### BNSF Railway

- High headlight

910-19845 #9370 ESU Sound & DCC  
910-19846 #9391 ESU Sound & DCC  
910-9845 #9388 Standard DC  
910-9846 #9399 Standard DC



#### Kansas City Southern de Mexico

- Low headlight

910-19847 #4060 ESU Sound & DCC  
910-19848 #4075 ESU Sound & DCC  
910-9847 #4082 Standard DC  
910-9848 #4097 Standard DC



#### Union Pacific†

- High headlight

910-19852 #8338 ESU Sound & DCC  
910-19853 #8455 ESU Sound & DCC  
910-9852 #8484 Standard DC  
910-9853 #8519 Standard DC

#### Norfolk Southern Heritage Units



#### New York Central

- High headlight

910-19849 #1066 ESU Sound & DCC  
910-9849 #1066 Standard DC



#### Penn Central

- High headlight

910-19850 #1073 ESU Sound & DCC  
910-9850 #1073 Standard DC



#### Wabash

- High headlight

910-19851 #1070 ESU Sound & DCC  
910-9851 #1070 Standard DC

## ADVANCE RESERVATION

### WALTHERS MAINLINE

#### NEW HO

WalthersMainline  
40' PS-1 Boxcars  
November 2018 Delivery

- **Limited edition - one time run of these roadnumbers!**
- Based on cars built from 1947 to 1949 and in service to the late 1980s with:
  - P-S ends (no rectangles)
  - P-S bowtie roof w/flat panels
  - See-through Apex steel running board
  - 6' Superior doors



#### Chicago Great Western

910-1400 #5511  
910-1401 #5520  
910-1402 #5530



#### Milwaukee Road

910-1403 #35046  
910-1404 #35050  
910-1405 #35055



#### Minneapolis, Northfield & Southern

910-1406 #1109  
910-1407 #1123  
910-1408 #1130



#### New Haven

910-1409 #34717  
910-1410 #34729  
910-1411 #34736



#### New York Central

910-1412 #207581  
910-1413 #207592  
910-1414 #207599



#### Rutland \$29.98 each

910-1415 #100  
910-1416 #105  
910-1417 #107

†Union Pacific licensed product

## ADVANCE RESERVATION

**WALTHERSMAINLINE**

### NEW HO

WaltersMainline®  
Thrall Rebuilt 40'  
Well Car

January 2019 Delivery

- NEW - 5-Unit version!
- Limited edition - one time run of these roadnumbers!
- Based on shortened Thrall 48' well cars in service 2003 to present
- Holds 20' & 40' containers in well & 40' to 53' top-loaded
- Heavy die-cast metal frame for superb performance empty or loaded
- Finely molded 3-D brake rods with chains, brake piping & weld lines on body
- Separate deck-mounted brake detail with piping, IBC storage boxes & realistic walkways
- 70-ton roller bearing trucks
- Correct 33" turned-metal wheelsets
- Proto MAX™ metal knuckle couplers

### Single Cars



**TTX - Large red Forward Thinking logo**  
910-5617 DTTX #53206  
910-5618 DTTX #53372  
910-5619 DTTX #55577  
910-5620 DTTX #55856



**TTX - Small red & Next Road logos**  
910-5621 DTTX #53035  
910-5622 DTTX #53285  
910-5623 DTTX #53311  
910-5624 DTTX #53332



**TTX - Large black & white logo**  
910-5625 DTTX #747292  
910-5626 DTTX #747369  
910-5627 DTTX #747441  
910-5628 DTTX #747726


### 5-Unit Cars

- Newly-tooled body style
- Single roadnumber with A-E lettering
- 100- & 70-ton roller bearing trucks
- Correct 38" & 33" turned-metal wheelsets



### American President Lines - APL

910-55600 #2003  
910-55601 #2022  
910-55602 #2057  
910-55603 #2070



### BNSF Railway

910-55604 #238129  
910-55605 #238143  
910-55606 #238234  
910-55607 #238298



### TTX - Large black & white logo

910-55608 DTTX #740428  
910-55609 DTTX #740766  
910-55610 DTTX #741104  
910-55611 DTTX #741342



### TTX - Small red logo

910-55612 DTTX #748192  
910-55613 DTTX #748213  
910-55614 DTTX #748247  
910-55615 DTTX #748260



### TTX - Large red logo

910-55616 #748141  
910-55617 #748210  
910-55618 #748512  
910-55619 #748644

## ADVANCE RESERVATION

**WALTHERSMAINLINE**

### NEW HO

WaltersMainline  
60' High Cube  
Plate F Boxcar  
March 2019 Delivery

- Limited edition - one time run of these roadnumbers!
- Currently in service with several railroads & TTX
- Hauls lumber, canned goods, beer, wine, steel, appliances & more
- Prototypically correct roof with both "X" & diagonal panels
- Separately applied latch bars
- Detailed underbody with cushioned underframe and brake gear with correct angle-mounted reservoir
- 100-ton roller bearing trucks
- 36" turned metal wheelsets
- Proto MAX metal knuckle couplers



Image courtesy of Darin Umlauf

### Canadian National

910-2922 DWC #793900  
910-2923 DWC #793979  
910-2924 DWC #794047  
910-2925 DWC #794104



Image courtesy of Darin Umlauf

### Canadian Pacific

910-2926 #218018  
910-2927 #218157  
910-2928 #218281  
910-2929 #218370



Image courtesy of David Olsen

### Coe Rail Incorporated - CRLE

910-2930 #19303  
910-2931 #19382  
910-2932 #19426  
910-2933 #19495



Image Courtesy of Fred Barkhouse

### CSX Transportation

910-2934 #173561  
910-2935 #173564  
910-2936 #173568  
910-2937 #173579



Image courtesy of Darin Umlauf

### Kansas City Southern

910-2938 #759011  
910-2939 #759080  
910-2940 #759162  
910-2941 #759247




Image courtesy of Darin Umlauf

### Norfolk Southern

910-2942 #469207  
910-2943 #469262  
910-2944 #469346  
910-2945 #469393




Image courtesy of Darin Umlauf

### TTX - TBOX Brown patch

910-2946 #889374  
910-2947 #889446  
910-2948 #889487  
910-2949 #889555



Image courtesy of Darin Umlauf

### TTX - TBOX Yellow, Red TTX Logo

910-2950 #661318  
910-2951 #661581  
910-2952 #661933  
910-2953 #662126



Image courtesy of Randy Curlin

### Union Pacific\*

910-2954 #354453  
910-2955 #354642  
910-2956 #354871  
910-2957 #354980

\*Union Pacific licensed product



# NEW FROM WALTHERS

## ADVANCE RESERVATION



### NEW HO Cornerstone® Traveling Crane with Brick Street Kit

September 2018 Delivery

- Authentic detail alongside docks, shipyards & heavy industries of all kinds
- Highly detailed traveling (nonworking) crane features positionable cab, boom & hook
- Includes parts to build 3 complete straight brick street sections with craneways with a total length of 37-7/8" 96.2cm long
- Center paving section accepts Code 83 rail (sold separately)
- Molded in 3 realistic colors
- Crane measures: 4 x 4 x 9-1/8" 10 x 10 x 22.8cm
- Each Brick Street Section measures: 12-5/8 x 5-1/2" 32 x 13.9cm



933-4096 Traveling Crane with Brick Street

## ADVANCE RESERVATION



### NEW HO Cornerstone Modern Shopping Center II Kit

October 2018 Delivery

- Contemporary design with decorative front wall for added realism
- Three stores in one compact structure - use alone or combine kits to model a typical strip mall
- Molded cut lines for easy kitbashing
- Highly detailed brickwork, large glass windows & entry doors
- Colorful signs for a variety of businesses
- Looks great alongside Modern Shopping Center I (#933-4115) or The UPS Store® (#933-4112), sold separately)
- Molded in 3 colors



933-4116 Modern Shopping Center II  
10-1/2 x 4-15/16 x 3-1/2" 26.6 x 12.5 x 8.8cm

## ADVANCE RESERVATION



### NEW HO Cornerstone Brick Craneway Base & Street Kit

September 2018 Delivery

- Authentic detail alongside docks, shipyards & heavy industries of all kinds
- Parts for 3 complete sections totaling 37-7/8" long
- Matches paving from Traveling Crane with Brick Street (#933-4096, sold separately)
- Center paving section accepts Code 83 rail (sold separately)
- Molded in gray plastic
- Each section measures: 12-5/8 x 5-1/2" 32 x 13.9cm, combined total length 37-7/8"



933-4097 Brick Craneway Base & Street Kit

## ADVANCE RESERVATION



SCENERY, FIGURES, VEHICLES AND MORE!

### NEW HO SceneMaster™ Figure Sets

October 2018 Delivery

- Ready-to-use
- Carefully sculpted with realistic detail
- Hand-painted in realistic colors



#### Motorcyclists

- Includes three riders & two bikes

949-6061



#### Row Boat & Two Passengers

- Instant detail for any water scene

949-6062



#### Photographers

- Perfect trackside detail for fantrips!

949-6077 Set of 6



#### Holiday Shoppers

- Includes six figures in winter clothes

949-6069 Set of 6



#### Zombies

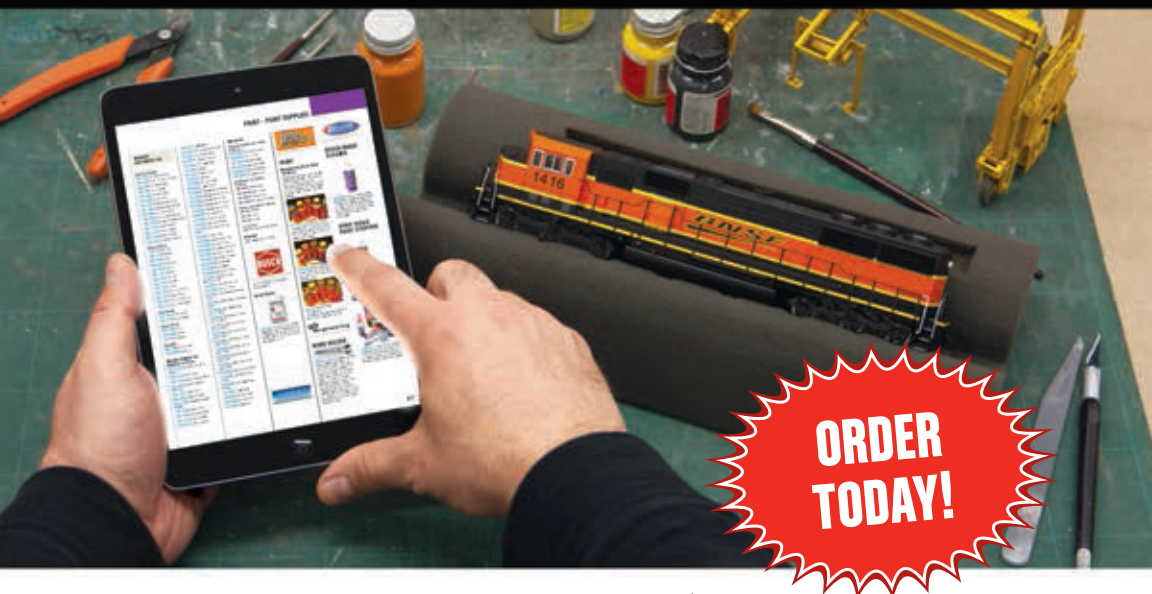
- Great for seasonal haunted houses or starting your own HO apocalypse!

949-6080 Set of 6

# Whether it's time to browse...



# or time to buy...



**ORDER  
TODAY!**

## we've got you covered.

*Everything you need to build a great model railroad!*

### 2019 HO-N-Z Reference Book

Now there are **two** easy ways to access your number one modeling tool, using the all-new digital or print versions of Walther's 2019 Model Railroad Reference Book.

913-219P Print Edition \$17.98

913-219D **NEW** Digital Edition

913-219C Print & Digital Edition

Only at  
[walthers.com](http://walthers.com)



**WALTHERS**

Visit [walthers.com/reference-books](http://walthers.com/reference-books) to find out more!