

WALTHERS *MAINLINE*

SCALE	EXPECTED DELIVERY	ANNOUNCED
H0	August 2022	January 2022

LIMITED QUANTITY
ONE TIME RUN OF THESE ROADNUMBERS
ORDER NOW

EMD SW7 Diesels

- Used by dozens of railroads & industrial lines for switching, local & branch line service with several preserved today!
- Based on prototypes built from 1949 to 1951 with:
 - NEW - Phase I body as appropriate with arched front cab windows & louvered radiator cover for units built from 1949 to 1950
 - Phase II body as appropriate with straight front cab windows & wire grille radiator cover for units built from 1950 to 1951
 - Dual tall conical exhaust stacks
 - Large front radiator grille
 - Single straight hood to cab transition
 - 6 louvered side doors with letterboard gap
 - Factory-installed grab irons on hood and cab
 - With or without footboards as appropriate
- 4 styles of headlights to match prototype practice as appropriate:
 - Original large single
 - Retrofit horizontal dual
 - Retrofit dual vertical
 - Dual sealed beam
- Available with ESU® Sound & DCC for DCC & DC layouts featuring:
 - Fully DCC compatible
 - 14, 28, 128 speed steps
 - Dual mode DC - DCC
 - 4 air horns changeable by CVs
 - 2 bells changeable by CVs
 - Full 8-notch 567A prime mover sounds
 - Compressor



910-20672


- Same powerful drive as WaltherProto® locos featuring:
 - Five-pole skew-wound motor
 - 14:1 gear ratio
 - Helical-cut gears for quiet operation & easy multiple unit operation
 - All-wheel drive & electrical pickup
 - Dual machined brass flywheels
 - Heavy die cast metal chassis
 - Constant & directional LED headlights
- Next18 DCC Plug
- Correct size RP-25 metal wheels
- Proto MAX™ metal knuckle couplers

Products Available



Chessie System - Chesapeake & Ohio

- NEW - Phase I body & cab
 - Large single headlight
 - Footboards
- 910-20664 #5218 Sound & DCC
910-20665 #5235 Sound & DCC
910-10664 #5221 Standard DC
910-10665 #5236 Standard DC



Conrail


- Phase II body & cab
 - Dual sealed-beam headlights
 - No footboards
- 910-20666 #8896 Sound & DCC
910-20667 #8905 Sound & DCC
910-10666 #8908 Standard DC
910-10667 #8919 Standard DC

WALTHERS MAINLINE.

SCALE	EXPECTED DELIVERY	ANNOUNCED
H0	August 2022	January 2022

LIMITED QUANTITY
ONE TIME RUN OF THESE ROADNUMBERS
ORDER NOW


Products Available



Detroit, Toledo & Ironton

- Phase II body & cab
- Dual sealed-beam headlights
- Footboards

910-20668 #920 Sound & DCC
910-20669 #922 Sound & DCC
910-10668 #921 Standard DC
910-10669 #923 Standard DC



Kansas City Southern

- Phase II body & cab
- Dual sealed-beam headlights
- Footboards


910-20670 #4303 Sound & DCC
910-20671 #4309 Sound & DCC
910-10670 #4305 Standard DC
910-10671 #4312 Standard DC



Pennsylvania Railroad

- Phase II body & cab
- Large single headlight
- Footboards


910-20672 #9365 Sound & DCC
910-20673 #9377 Sound & DCC
910-10672 #9368 Standard DC
910-10673 #9382 Standard DC



Seaboard Coast Line

- Phase II body & cab
- Dual sealed-beam headlights
- Footboards

910-20674 #127 Sound & DCC
910-20675 #129 Sound & DCC
910-10674 #128 Standard DC
910-10675 #132 Standard DC



Southern Railway - Tuxedo Scheme

- NEW - Phase I body & cab
- Large single headlight
- Footboards

910-20676 #6061 Sound & DCC
910-20677 #6065 Sound & DCC
910-10676 #6062 Standard DC
910-10677 #6069 Standard DC

Undecorated

- Phase II body & cab
- Four headlight styles included

910-10650 Standard DC

WALTHERSMAINLINE.

SCALE	EXPECTED DELIVERY	ANNOUNCED
H0	March 2022	January 2022

Thrall Rebuilt 40' Well Car

- One time run of these road numbers, order now - limited quantity available!
- Based on prototype cars introduced in 2003 & still in service today
- Carry 20' & 40' containers in the well, with 40' & 53' units on top.
- Fully assembled and ready for service
- Heavy die-cast metal frame for superb performance empty or loaded
- Finely molded 3-D brake rods with chains, brake piping & weld lines on body
- Separate deck-mounted brake detail with piping, IBC storage boxes & realistic walkways



910-55640
Five -Unit Car

Products Available

SINGLE CARS

- 70-ton roller bearing trucks
- Correct 33" RP-25 turned metal wheelsets



DTTX - Black & White TTX Logo (745000-series with white delineators)

910-8400 #745114 910-8401 #745720 910-8402 #745818 910-8403 #746224



DTTX - Black & White TTX Logo (53000-series with yellow delineators)

910-8412 #53038 910-8413 #53156 910-8414 #53249 910-8415 #53313



DTTX - Small Red Logo

910-8404 #53045 910-8405 #53233 910-8406 #53267 910-8407 #53347



DTTX - Large Red TTX Forward Thinking Logos

910-8416 #53102 910-8417 #53200 910-8418 #53317 910-8419 #53349



DTTX - Small Red TTX & Next Road Logos

910-8408 #53048 910-8409 #53125 910-8410 #53240 910-8411 #53376

WALTHERSMAINLINE.

SCALE	EXPECTED DELIVERY	ANNOUNCED
H0	March 2022	January 2022

Products Available**FIVE-UNIT CARS**

- 100- & 70-ton roller bearing trucks
- Correct 36" & 33" RP-25 turned metal wheelsets

**BNSF Railway**

910-55640 #238116 A-E 910-55641 #238137 A-E
 910-55642 #238181 A-E 910-55643 #238200 A-E

**DTTX - Large Black & White Logo**

910-55644 #740366 A-E 910-55645 #740584 A-E
 910-55646 #740757 A-E 910-55647 #740841 A-E

**DTTX - Small Red Logo**

910-55648 #748106 A-E 910-55649 #748204 A-E
 910-55650 #748281 A-E 910-55651 #748811 A-E

**DTTX - Large Red Logo**

910-55652 #748273 A-E 910-55653 #748317 A-E
 910-55654 #748781 A-E 910-55655 #748876 A-E

**Santa Fe Leasing SFLC**

910-55656 #1006 A-E 910-55657 #1027 A-E
 910-55658 #1064 A-E 910-55659 #1089 A-E

WALTHERSMAINLINE.

SCALE	EXPECTED DELIVERY	ANNOUNCED
H0	February 2022	January 2022

LIMITED QUANTITY
 ONE TIME RUN OF THESE ROADNUMBERS
ORDER NOW

57' Mechanical Reefer

- One time run of these road numbers, order now - limited quantity available!
- Based on cars built by Pacific Car & Foundry (PC&F) for Pacific Fruit Express & several railroads from 1967 to 1968
- Seen all across North America moving products from growers to cold storage plants & regional grocery distributors into the early 2000s
- Prototypes carried all types of fresh fruit & vegetables, plus canned & frozen foods
- Fully assembled in colorful period schemes & nicely detailed
- Keystone or Hydra-Cushion underframe detail as appropriate
- Short ladders & low hand brakes
- 9' Youngstown plug door with separate latch bars
- Authentic Stanray peaked, ribbed roof with capped exhaust stack
- Detailed underbody with brake gear & fuel tanks
- 70-ton roller bearing trucks
- Correct 33" RP-25 turned-metal wheelsets
- Proto MAX™ metal knuckle couplers



910-3967

Products Available



Union Pacific® - ARMN

- Hydra-Cushion underframe

910-3949 #756015

910-3950 #756065

910-3951 #756096



Burlington Northern - BNFE

- Keystone Shock Control underframe

910-3952 #780353

910-3953 #780398

910-3954 #780447

*Union Pacific licensed product
 12/21

WALTHERS®Wm. K. Walther, Inc. | 5601 W. Florist Ave. | Milwaukee, WI 53218 | walters.com

Prices and delivery dates shown were accurate at press time, for updates please check with this participating hobby shop.

WALTHERS **MAINLINE.**

SCALE	EXPECTED DELIVERY	ANNOUNCED
H0	February 2022	January 2022

Products Available



Northern Pacific - NPM

• Keystone Shock Control underframe

910-3955 #888 910-3956 #939 910-3957 #974



Southern Pacific Fruit Express* - SPFE

• Hydra-Cushion underframe

910-3964 #456212 910-3965 #456349 910-3966 #456445



Pacific Fruit Express* - PFE (white)

• Keystone Shock Control underframe

910-3958 #456051 910-3959 #456332 910-3960 #456499



Union Pacific* Fruit Express - UPFE

• Hydra-Cushion underframe

910-3967 #455554 910-3968 #455685 910-3969 #455890



Pacific Fruit Express* - PFE (orange)

• Hydra-Cushion underframe

910-3961 #455509 910-3962 #455620 910-3963 #455998



Undecorated

910-3900

*Union Pacific licensed product
12/21